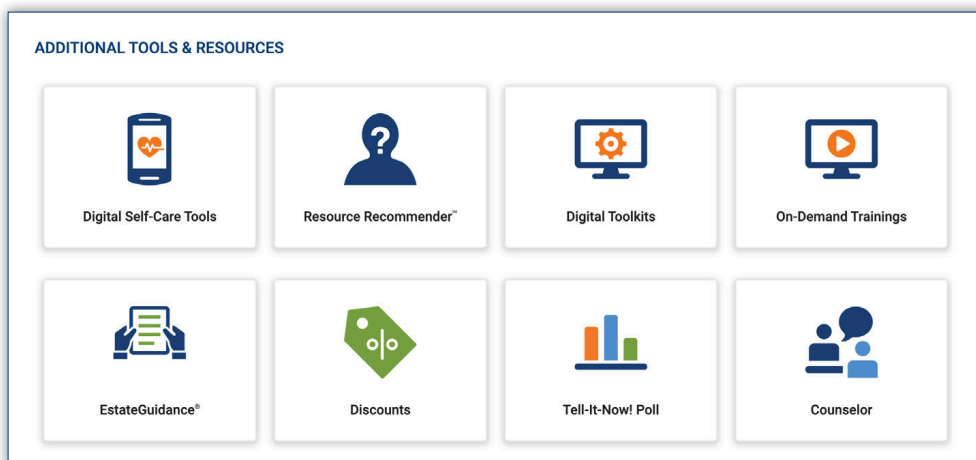


How to Access Koa Care 360

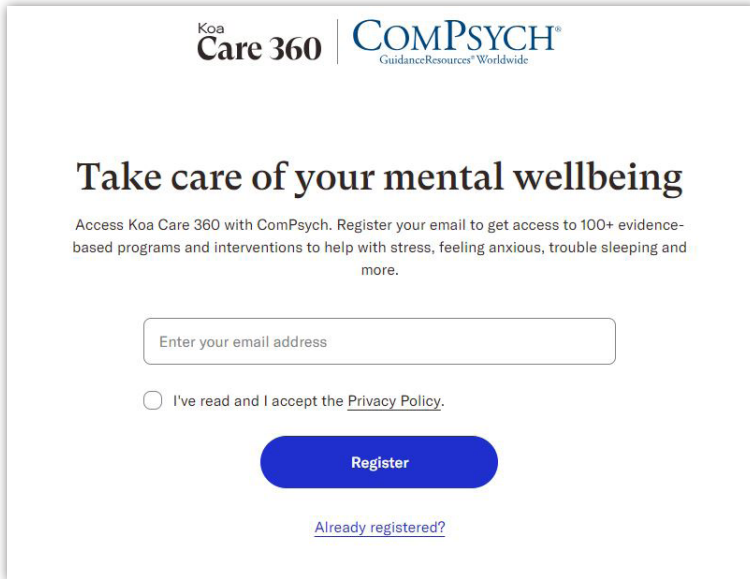
1. Go to guidanceresources.com and log in. First-time users register using your organization's Web ID.



2. On the main landing page, scroll down to **Additional Tools & Resources** and click the **Digital Self-Care Tools** tile.

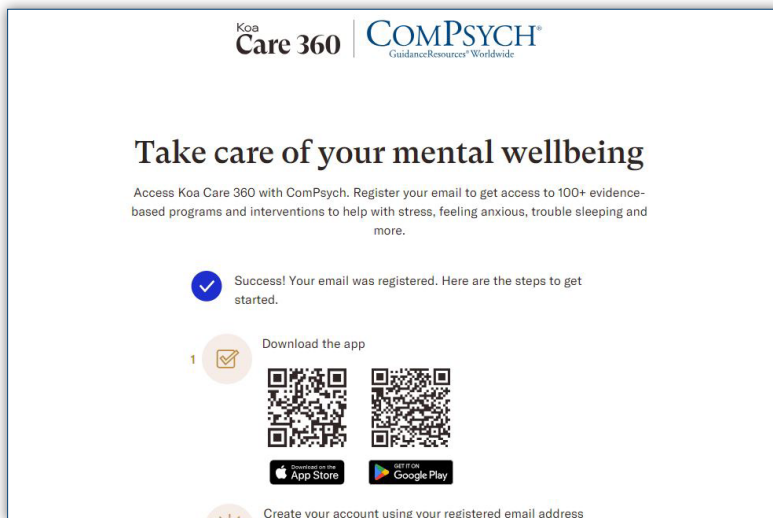


3. Enter a valid work or personal email address on the registration page.



The screenshot shows the registration page for Koa Care 360 and ComPsych. At the top, the logos for Koa Care 360 and ComPsych (GuidanceResources® Worldwide) are displayed. Below the logos is the heading "Take care of your mental wellbeing" followed by a sub-heading: "Access Koa Care 360 with ComPsych. Register your email to get access to 100+ evidence-based programs and interventions to help with stress, feeling anxious, trouble sleeping and more." A text input field with the placeholder "Enter your email address" is present. Below the input field is a radio button with the text "I've read and I accept the [Privacy Policy](#)." A blue "Register" button is centered below the radio button. At the bottom of the form, there is a link that says "Already registered?"

4. Download the app to sign up and create an account. Use the same email address as in Step 3.



The screenshot shows a confirmation message on the registration page. At the top, the logos for Koa Care 360 and ComPsych (GuidanceResources® Worldwide) are displayed. Below the logos is the heading "Take care of your mental wellbeing" followed by a sub-heading: "Access Koa Care 360 with ComPsych. Register your email to get access to 100+ evidence-based programs and interventions to help with stress, feeling anxious, trouble sleeping and more." A blue checkmark icon is followed by the text "Success! Your email was registered. Here are the steps to get started." Below this is a numbered list starting with "1" and an envelope icon, with the text "Download the app". Two QR codes are shown side-by-side. Below the QR codes are two buttons: "Download on the App Store" and "GET IT ON Google Play". At the bottom of the list, there is a partially visible step "2" with the text "Create your account using your registered email address".



24/7 Live Assistance



Online: guidanceresources.com
Apps: GuidanceNowSM / Koa Care 360

